

## AVOIDING WINDOWS FOGGING FROM INSIDE



Put air intake on fresh mode.

Switch the AC ON.



Direct air flow towards windshield, using defogger.



Once windows are clear, put blower speed to desired level.



Turn on recirculation mode. Set temperature to desired level.



## AVOIDING WINDOWS FOGGING FROM OUTSIDE



Put air intake on fresh mode.

Switch the AC ON.



Direct air flow towards windshield, using defogger.



Set blower to max setting and temperature to full hot position.



Use wipers if necessary.



## USING \*FATC (SELECTED MODELS)

\*Fully Automatic Temperature Control (Selected model only)

Set temperature to 22-24°C and press AUTO switch.

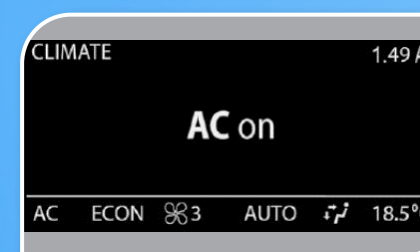


**AUTO**

15.5°C

For additional cooling, set temperature to desired value & press AUTO switch.

FATC automatically ensures set temperature is achieved without manual intervention.



**ECON**

ECON is AC in economy mode and is recommended for long distance drive.

## AC USE AFTER LONG PERIOD

Start the vehicle in idling for 2~3 minutes with AC and blower "OFF".

After engine RPM drops to idle, switch on AC and run for 5 minutes. (Do not accelerate)

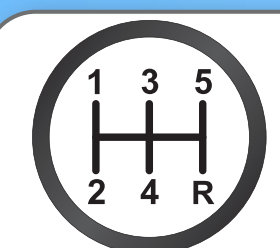
This will ensure proper circulation of refrigerant and oil to lubricate the internal parts of AC system.

### AC With Engine On:

When AC is switched ON, load on engine increases marginally due to compressor switching ON and may result in slight power loss. This is normal and not a defect or malfunction.

## Vehicle Information Guide

### GOOD PRACTICES OF GEAR SHIFTING



Change gear only when necessary.

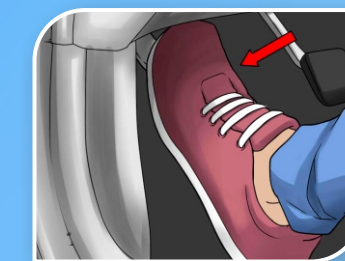
Press clutch fully before shifting gears.



Engage reverse gear only after vehicle comes to complete halt.



Wait for 5 seconds after pressing clutch to ensure smooth engagement of reverse gear.

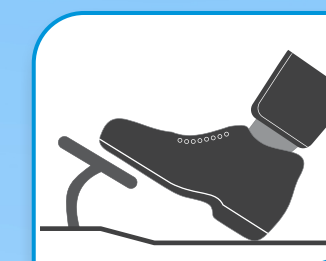


### BRAKING WITH ABS (SELECTED MODELS)



ABS – Antilock braking system provided to avoid skidding of vehicle during braking.



While applying brakes, ABS working sound is heard and pulsation felt on brake pedal. This is normal & indicates that ABS is working.



Do not pump (Repeatedly Press) the pedal during braking.



## IMPROVING MILEAGE OF YOUR CAR



Maintain recommended cold tyre pressure.

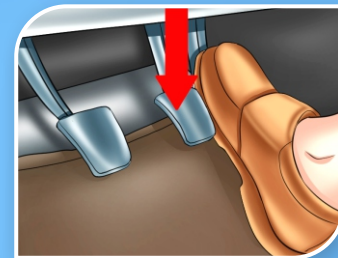
Avoid frequent gear changes.



Avoid sudden acceleration.



Do not rev up the engine in lower gears.



Avoid harsh & hard braking.



Do not drive your vehicle with foot on clutch pedal.

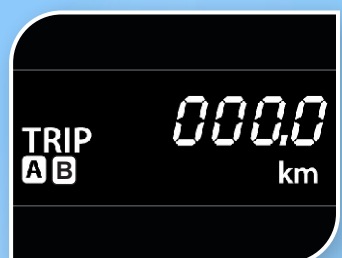


Use AC only when necessary.

Do not keep vehicle ON in idle for long periods.



Always reset trip meter before calculating mileage.



Service vehicle at regular intervals.



## GOOD DRIVING PRACTICES



Slow down before shifting to lower gear to avoid excessive engine revving.

Avoid harsh & hard braking.



Release accelerator before braking.



Avoid high speed before turning/cornering.



Drive slowly on wet roads.



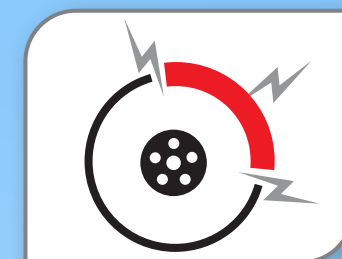
Shift to lower gears during braking to avoid brakes overheating.



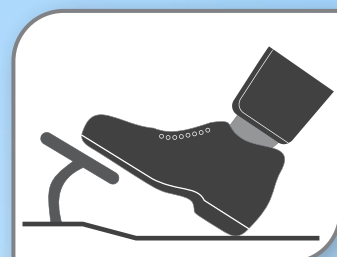
Drive slowly in cross winds for better vehicle control.



If vehicle is parked in rain or in stationary condition overnight for more days, noise may come during initial brake applications which is normal.



Don't brake with your left foot.  
(For AMT version)



## USING AC IN HOT CONDITIONS



Slide windows down for a few minutes. Allow hot air to go out.

Put blower ON at full speed.



Put air intake to fresh air mode.



Drive the car for a few minutes.



Close the windows and switch AC ON.



Put air intake to recirculation mode.



Put AC to full cold position.



After few minutes put AC and blower speed to desired position.

